



element14

EN - For pricing and availability in your local country please visit one of the below links:

DE - Informationen zu Preisen und Verfügbarkeit in Ihrem Land erhalten Sie über die unten aufgeführten Links:

FR - Pour connaître les tarifs et la disponibilité dans votre pays, cliquez sur l'un des liens suivants:

[1N746A](#)

[1N747A](#)

[1N748A](#)

[1N749A](#)

[1N750A](#)

[1N751A](#)

[1N752A](#)

[1N753A](#)

[1N754A](#)

[1N755A](#)

[1N756A](#)

[1N757A](#)

[1N758A](#)

[1N759A](#)

EN

This Datasheet is presented by
the manufacturer

DE

Dieses Datenblatt wird vom
Hersteller bereitgestellt

FR

Cette fiche technique est
présentée par le fabricant

Zener Diode

1N746A-1N759A



Features:

- High reliability.
- Very sharp reverse characteristic.
- Zener voltage 3.3V to 12V.
- V_z -tolerance $\pm 5\%$.

Applications:

Voltage stabilization

Absolute Maximum Ratings $T_j = 25^\circ\text{C}$

Parameter	Test Conditions	Symbol	Value	Unit
Power dissipation	$T_{\text{amb}} \leq 75^\circ\text{C}$	P_V	500	mW
Z-current	-	I_z	P_V/V_z	mA
Junction temperature	-	T_j	200	°C
Storage temperature range	-	T_{stg}	-65 to +200	

Maximum Thermal Resistance $T_j = 25^\circ\text{C}$

Parameter	Test Conditions	Symbol	Value	Unit
Junction ambient	$l = 9.5\text{mm}$ (3/8 inches) $T_L = \text{constant}$	R_{thJA}	300	K/W

Stresses exceeding maximum ratings may damage the device. Maximum ratings are stress ratings only. Functional operation above the recommended operating conditions is not implied. Extended exposure to stresses above the recommended operating conditions may affect device reliability.

Electrical Characteristics $T_j = 25^\circ\text{C}$

Parameter	Test Conditions	Symbol	Maximum	Unit
Forward voltage	$I_F = 200\text{mA}$	V_F	1.5	V

Zener Diode

1N746A-1N759A



Specification Table

Description	$V_{Znom}^{1)}$	I_{ZT} for Z_{ZT}		I_R at V_R		$I_{ZM}^{2)}$	Part Number
	V	mA	Ω	μA	V	mA	
Zener Diode	3.3	20	28	10	1	110	1N746A
Zener Diode	3.6		24			100	1N747A
Zener Diode	3.9		23				1N748A
Zener Diode	4.3		22	2		85	1N749A
Zener Diode	4.7		19			75	1N750A
Zener Diode	5.1		17	1		70	1N751A
Zener Diode	5.6		11			65	1N752A
Zener Diode	6.2		7	0.1		60	1N753A
Zener Diode	6.8		5			55	1N754A
Zener Diode	7.5		6			50	1N755A
Zener Diode	8.2		8			45	1N756A
Zener Diode	9.1		10			40	1N757A
Zener Diode	10		17			35	1N758A
Zener Diode	12		30	30		1N759A	

1) Tolerance and voltage designation (V_Z)

The type numbers shown have a standard tolerance of $\pm 5\%$ on the nominal zener voltage, C for $\pm 2\%$, D for $\pm 1\%$.

2) Maximum zener current ratings (I_{ZM})

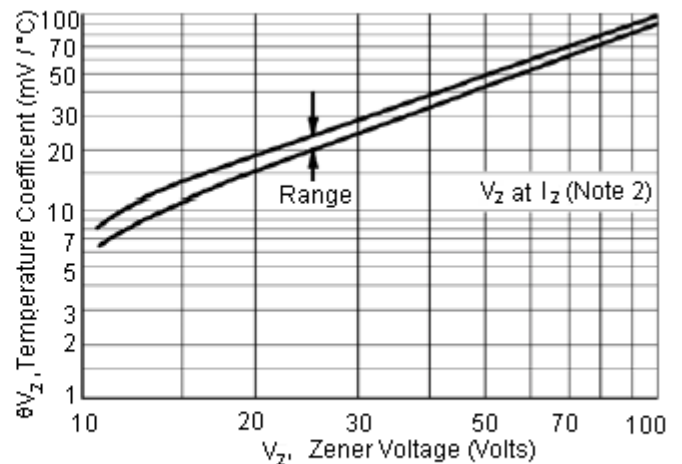
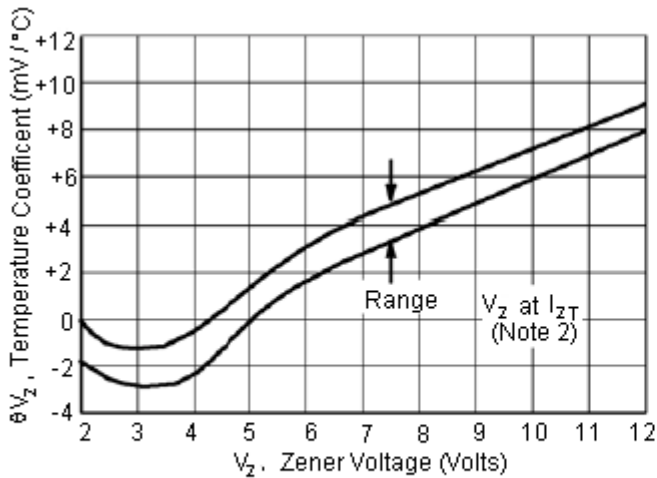
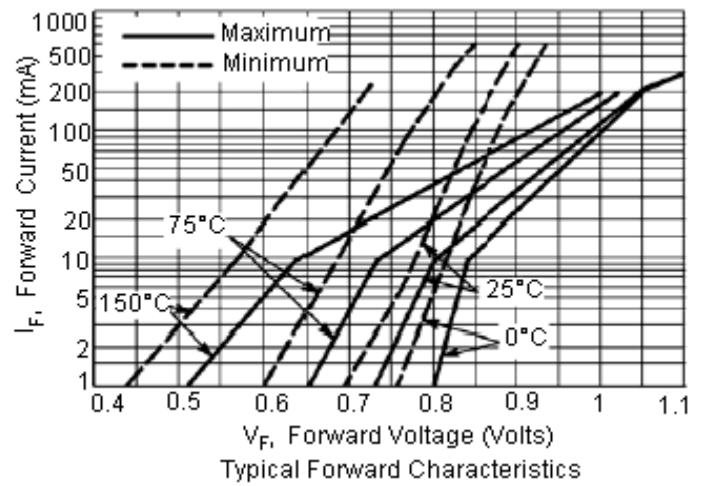
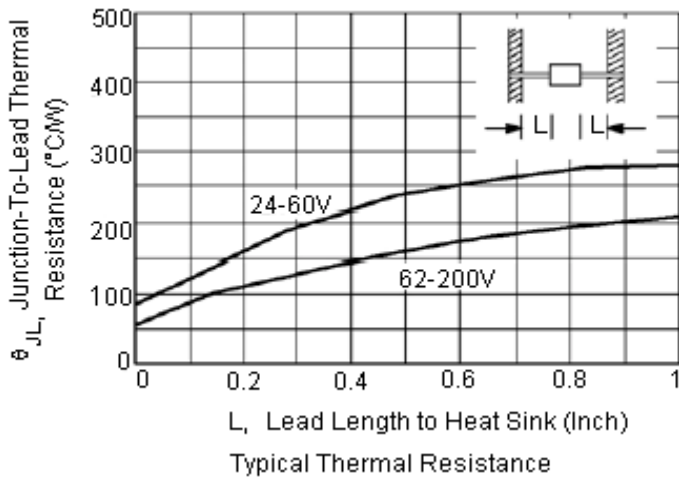
Maximum zener current ratings are based on maximum zener voltage of the individual units and JEDEC 250 mW rating.

Zener Diode

1N746A-1N759A

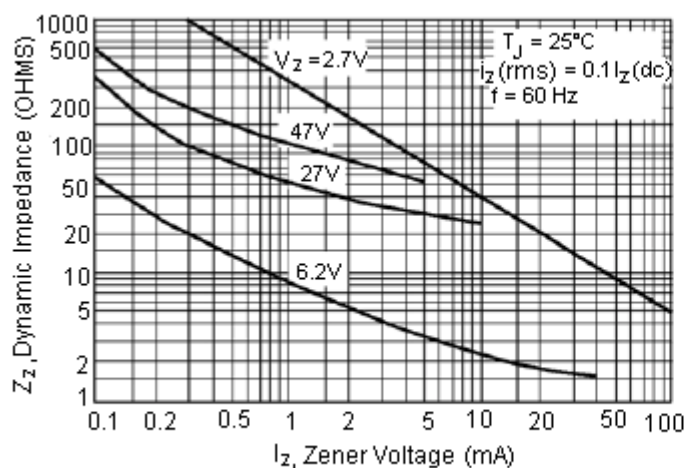


Characteristics ($T_j = 25^\circ\text{C}$ unless otherwise specified)

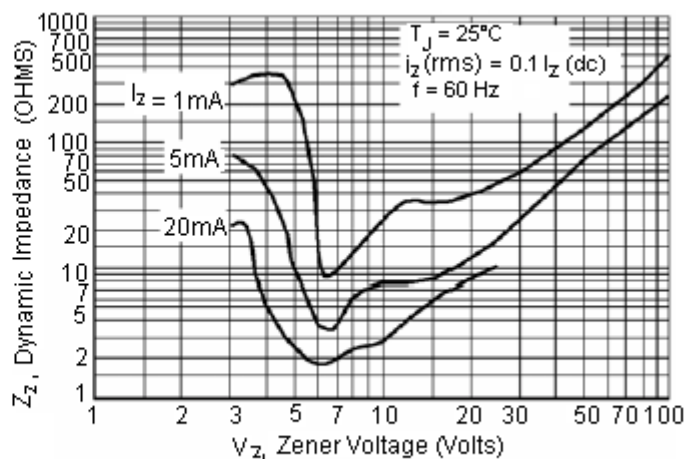


Temperature Coefficients

(-55°C to $+150^\circ\text{C}$ temperature range; 90% of the units are in the ranges indicated.)



Effect of Zener Current on Zener Impedance

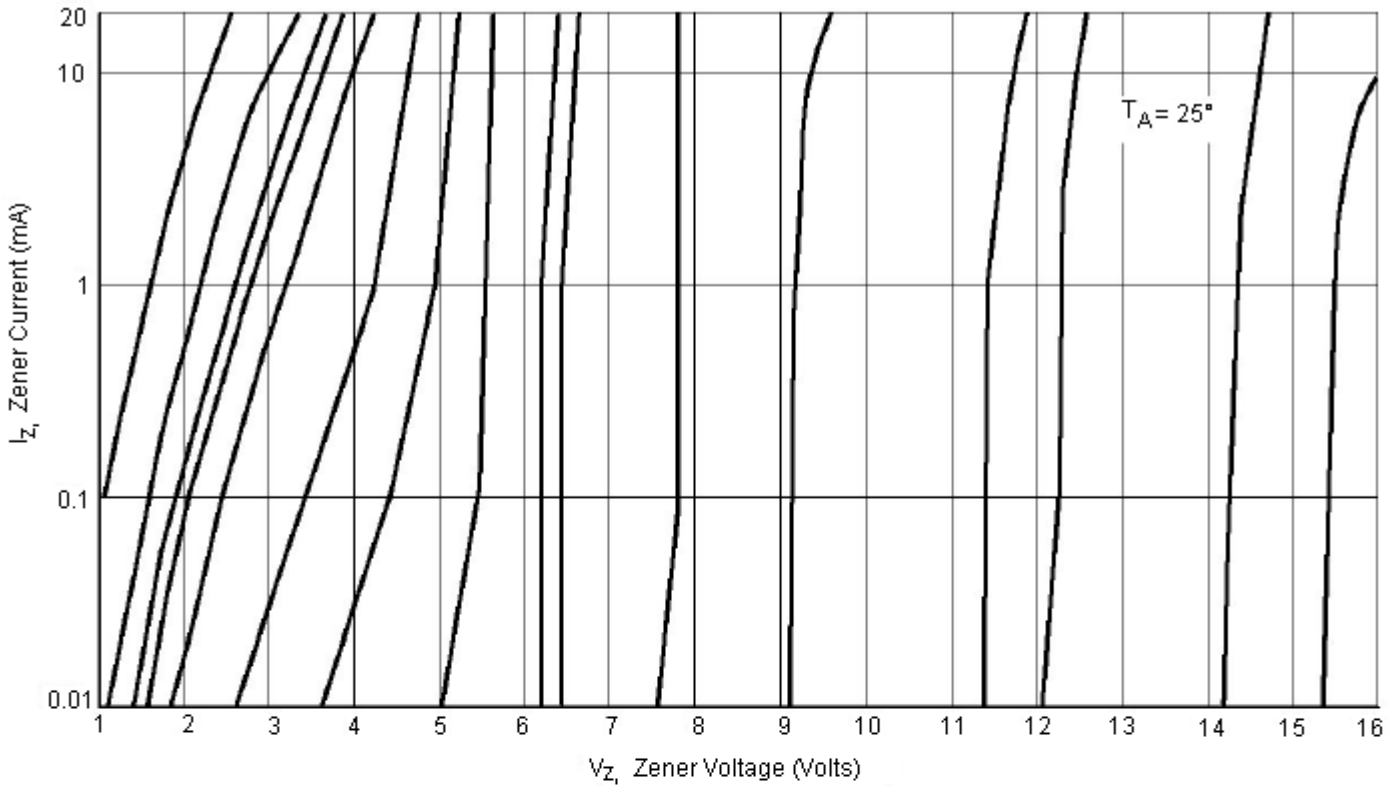


Effect of Zener Voltage on Zener Impedance

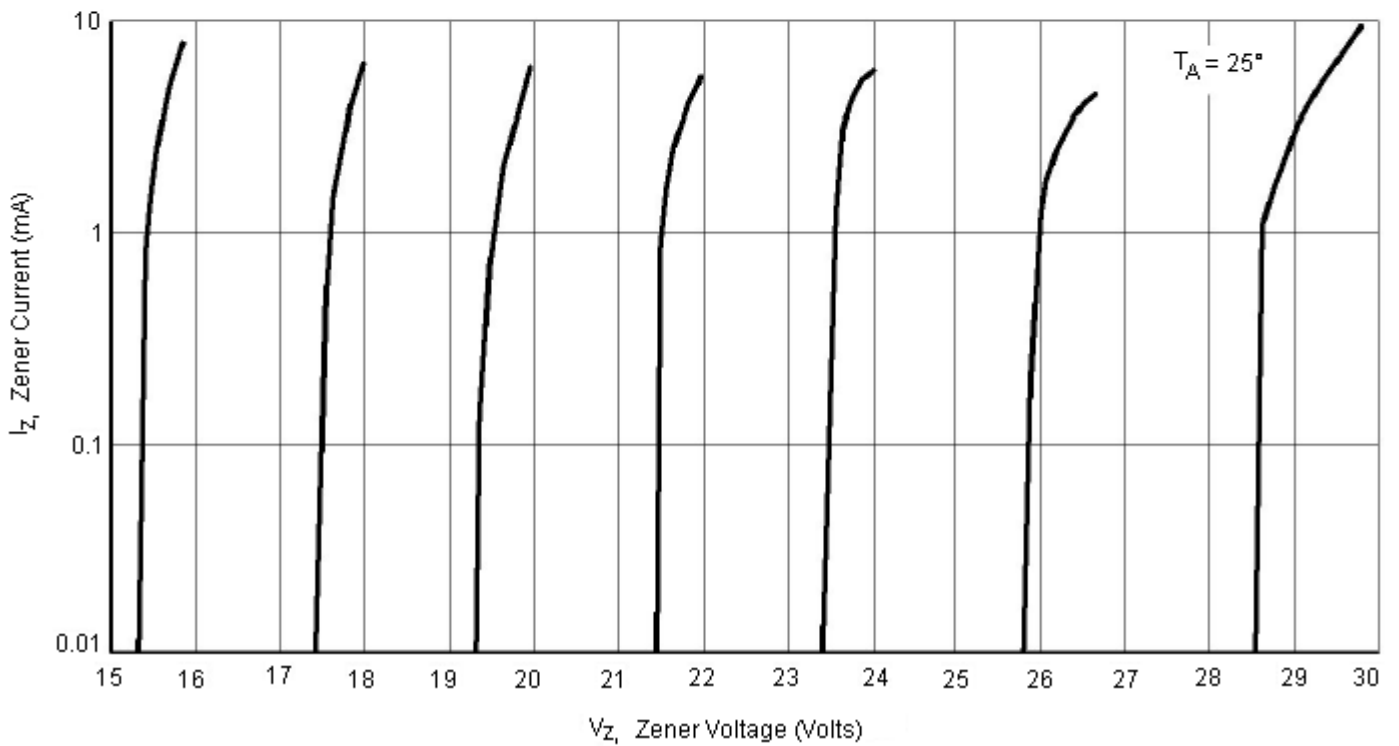


Zener Diode

1N746A-1N759A



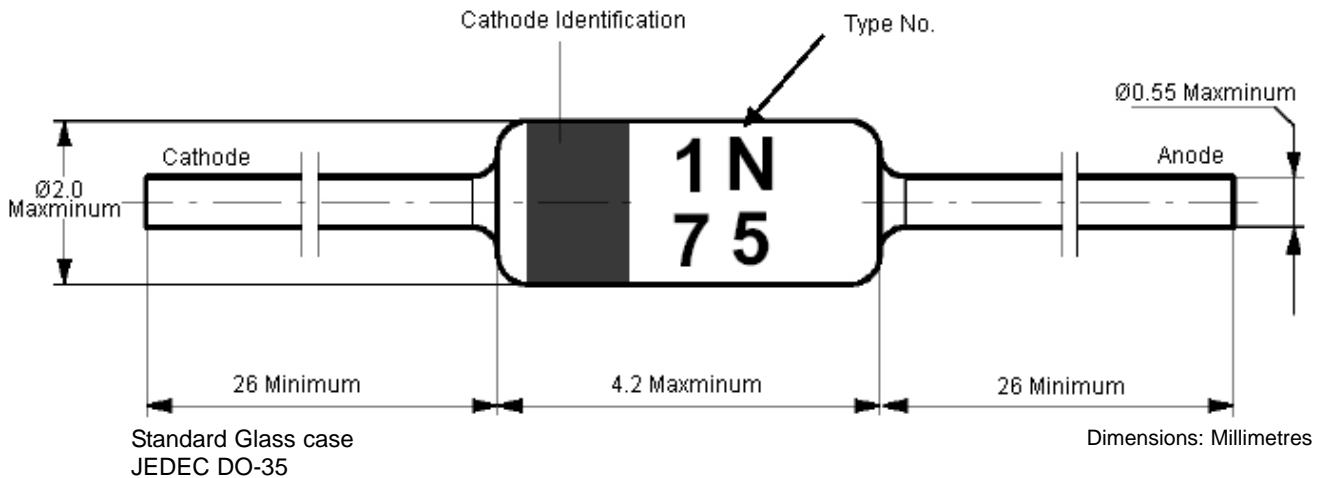
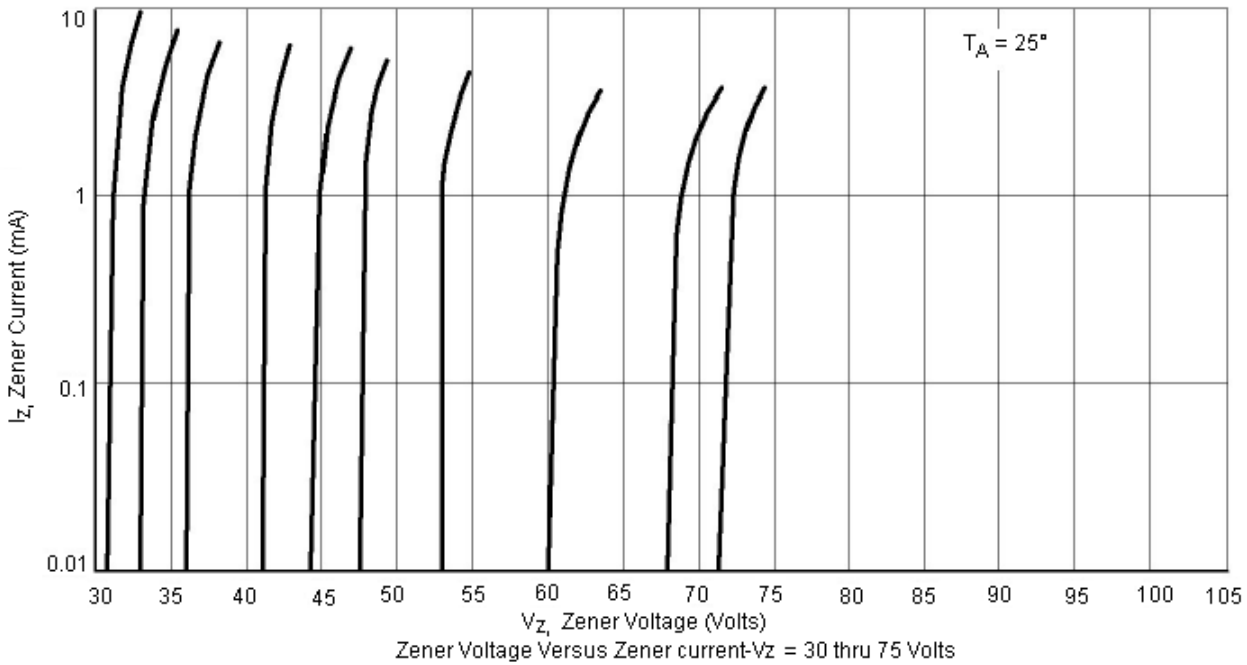
Zener Voltage Versus Zener Current - $V_Z = 1$ thru 16 Volts



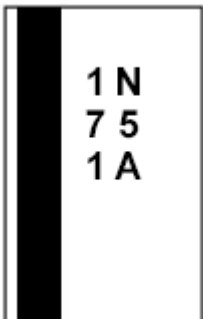
Zener Voltage Versus Zener Current - $V_Z = 15$ thru 30 Volts

Zener Diode

1N746A-1N759A



Marking



Important Notice : This data sheet and its contents (the "Information") belong to the members of the Premier Farnell group of companies (the "Group") or are licensed to it. No licence is granted for the use of it other than for information purposes in connection with the products to which it relates. No licence of any intellectual property rights is granted. The Information is subject to change without notice and replaces all data sheets previously supplied. The Information supplied is believed to be accurate but the Group assumes no responsibility for its accuracy or completeness, any error in or omission from it or for any use made of it. Users of this data sheet should check for themselves the Information and the suitability of the products for their purpose and not make any assumptions based on information included or omitted. Liability for loss or damage resulting from any reliance on the Information or use of it (including liability resulting from negligence or where the Group was aware of the possibility of such loss or damage arising) is excluded. This will not operate to limit or restrict the Group's liability for death or personal injury resulting from its negligence. Multicomp is the registered trademark of the Group. © Premier Farnell plc 2011.



element14

EN - For pricing and availability in your local country please visit one of the below links:

DE - Informationen zu Preisen und Verfügbarkeit in Ihrem Land erhalten Sie über die unten aufgeführten Links:

FR - Pour connaître les tarifs et la disponibilité dans votre pays, cliquez sur l'un des liens suivants:

[1N746A](#)

[1N747A](#)

[1N748A](#)

[1N749A](#)

[1N750A](#)

[1N751A](#)

[1N752A](#)

[1N753A](#)

[1N754A](#)

[1N755A](#)

[1N756A](#)

[1N757A](#)

[1N758A](#)

[1N759A](#)

EN

This Datasheet is presented by
the manufacturer

DE

Dieses Datenblatt wird vom
Hersteller bereitgestellt

FR

Cette fiche technique est
présentée par le fabricant